

Micro Baby Cruiser 360 Rain Cover

Instructions for Use:

1. First, open the canopy (this rain cover is only suitable for vehicles with a canopy)
2. Take out the rain cover from the box and carefully place it over the canopy after opening.
3. (Figure 1) Wrap the two Velcro straps at the front around the ends of the front wheel mount and secure them.
4. (Figure 2) Secure the Velcro straps at the back.
5. (Figure 3) You can open or close the breathable window position.
6. (Figure 4) You can open or close the front part using the zipper; once opened, it can be secured with Velcro straps.
7. (Figure 5) Final completed state.

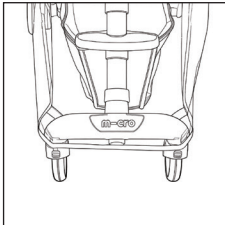


Figure 1

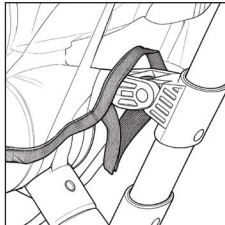


Figure 2

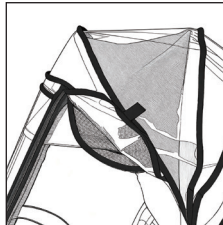


Figure 3

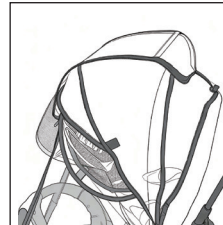


Figure 4

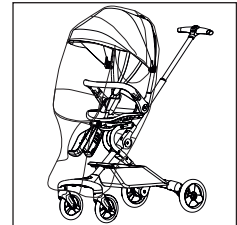


Figure 5

